



# *Dilip*<sup>®</sup>

PRECISION LATHE

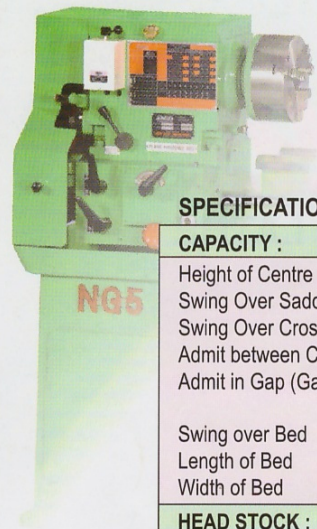


NG5



NG5

*Dilip*



# Dilip®

## PRECISION LATHE MACHINE

### SPECIFICATIONS : MODEL - NG-5

CAPACITY :	
Height of Centre	: 175mm
Swing Over Saddle	: 225mm
Swing Over Cross-Slide	: 185mm
Admit between Centre	: 900mm
Admit in Gap (Gap Bed Type)	: 540 x 150mm (in front of Face-Plate)
Swing over Bed	: 320mm
Length of Bed	: 1616mm
Width of Bed	: 250mm
HEAD STOCK :	
Spindle Drive	: V - Belt
Hole Through the Spindle	: 45mm
Morse Taper of Centre	: MT-5
Spindle Nosetype and size	: Threaded 65mm (2 <sup>11</sup> / <sub>16</sub> " ) x 8 TPI
TAIL STOCK :	
Internal Taper in Quill	: MT-3
Total Travel of Quill	: 115 mm
Spindle Dia.	: 38 mm
TOP SLIDE :	
Top Slide Swivelling Degree	: 90°-0°-90°
Total Travel of Top Slide	: 125 mm
Maximum Tool Shank Section	: 20 mm
SPINDLE SPEEDS :	
No. of Spindle Speeds	: 16
Range of Spindle Speeds	: 49 to 1100 rpm
FEEDS :	
No. of Feeds	: 36
Longitudinal Feeds	: 0.040 to 0.500mm (0.0016" to 0.0197")
Cross Feeds	: 0.016" to 0.20mm (0.0006" to 0.0078")
THREAD PITCHES :	
Metric Threads	: 0.5mm to 75mm (12 Pitches)
Whitworth Threads	: 4TPI to 60TPI (36 Pitches)
LEAD SCREW :	
Diameter	: 25.4mm (1")
Threads	: 4 TPI
DRIVE :	
Counter Drive System	: Under CN
Motor Drive Capacity	: 1.5 H.P. : 1440 rpm
DIMENSIONS :	
Floor Space Required	: 1800 x 500mm
Height of Machine	: 1300mm
Case Dimensions (Approx)	: 1980 x 840 x 1400mm L W H
WEIGHT :	
Net Weight (Approx)	: 645 kgs.
Gross Weight (Approx)	: 950 kgs.

NOTE : Illustrations and specifications are not binding in detail and are subject to modification and improvement without notice.

### STANDARD ACCESSORIES


- 1 Steady Rest
- 2 Follow Rest
- 3 Norton Gear Box
- 4 Flame Hardened Bed
- 5 Chuck Plate
- 6 Motor Pulley
- 7 Tool Post Key
- 8 Dead Centres MT-3
- 9 Spindle Sleeve
- 10 V-Belts (A-37)
- 11 Instruction & Parts Manual

### EXTRA ACCESSORIES

- 1 Electric Motor
- 2 Dog/Through Chuck
- 3 Taper Attachment
- 4 Splash Guard
- 5 Rear Tool Post
- 6 Coolant pump with Tank & Nozzle
- 7 Face Plate
- 8 Hydraulic Copy Turning Attachment

### SPECIAL FEATURES

1. Head Stock Gear Helical.
2. Head Stock / Counter Pulley Dynamically Balanced
3. All components machined using jigs and fixtures to close tolerances, thus providing easy interchangeability.
4. The main spindle is supported on Anti - Friction Taper Roller bearing (SKF).
5. Steel Parts Made from EN-8 steel.
6. Rotating parts are made from closed grain cast iron.
7. Flame Hardened and Ground Bed for minimum wear.
8. Apron is fully oil bath & needs minimum care and low maintenance
9. Wide Variety of Optional accessories for higher Productivity.
10. Tested as per IS: 1878-1971



Machine shown with Hydraulic copy Turning Attachment

Manufactured By :

## NEW DILIP INDUSTRIES

11, Mavdi Plot,

Rajkot - 360 004, India

Phone : +91 (281) 2388552 - 2388528

Fax : +91 (281) 2366552

E-mail : sales@newdilip.com